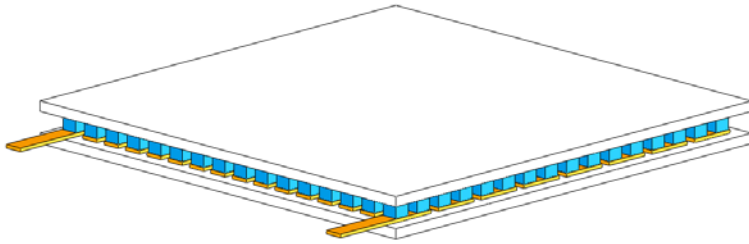


**SPECIFICATION OF GENERATING THERMOELECTRIC MODULES TGM-127-1.4-1.2**


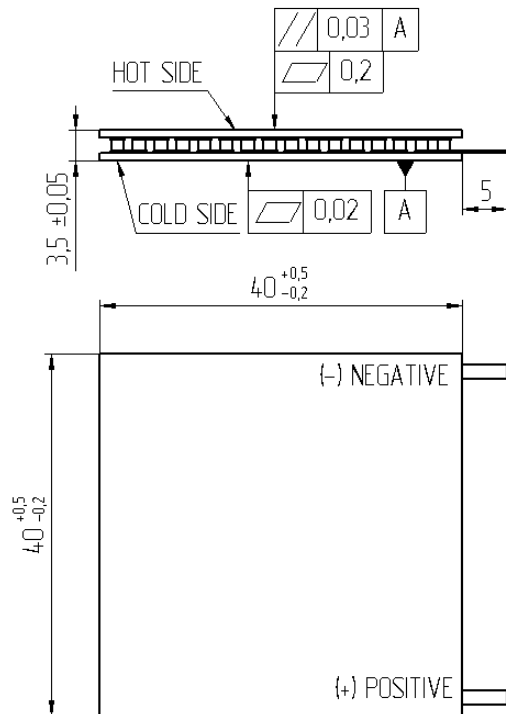
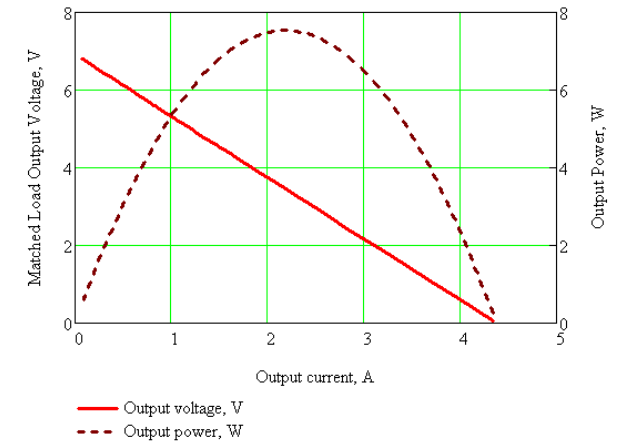
<i>Thermoelectric parameters</i>	<i>Unit</i>	<i>Value</i>
<b>Output power, P*</b> (at $T_h=200^\circ\text{C}$ , $T_c=30^\circ\text{C}$ )	<b>W</b>	<b>7,5</b>
<b>I<sub>load</sub>*</b>	<b>A</b>	<b>2,3</b>
<b>U<sub>load</sub>*</b>	<b>V</b>	<b>3,3</b>
<b>R<sub>ac</sub></b> (at $200^\circ\text{C}$ ), $\pm 10\%$	<b>Ohm</b>	<b>1,42</b>
<b>Rt</b>	<b>K/W</b>	<b>1,28</b>

\* for  $R_{load}=R_{ac}$

$R_{ac}$  – internal TGM resistance at working temperature;

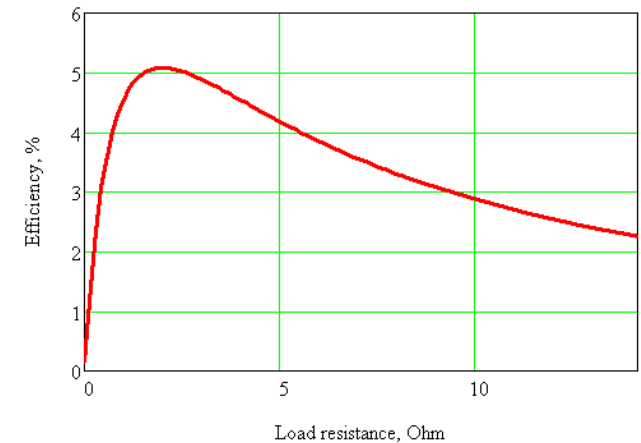
$R_{load}$  – load resistance;

$Rt$  – heat resistance.



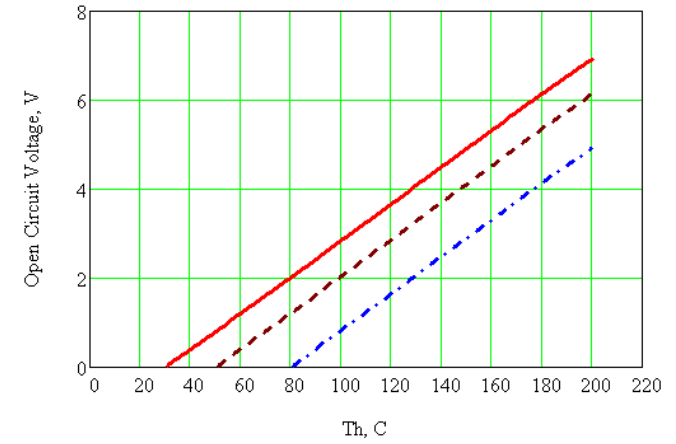
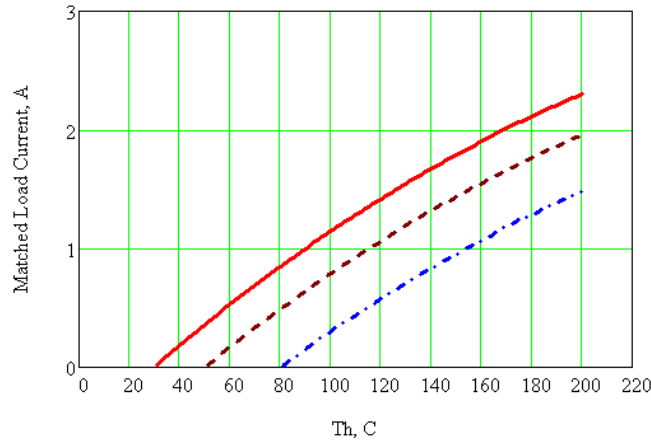
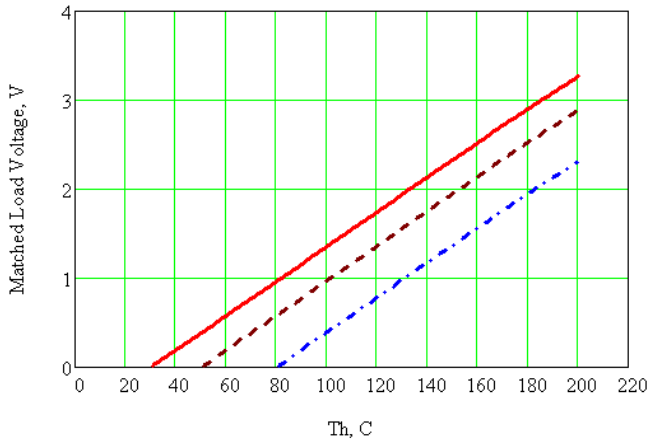
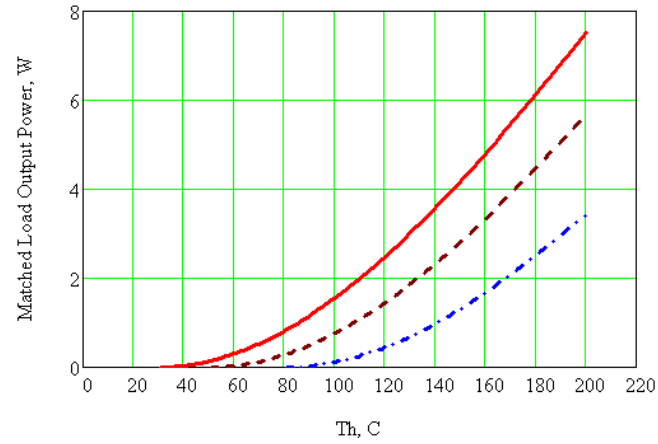
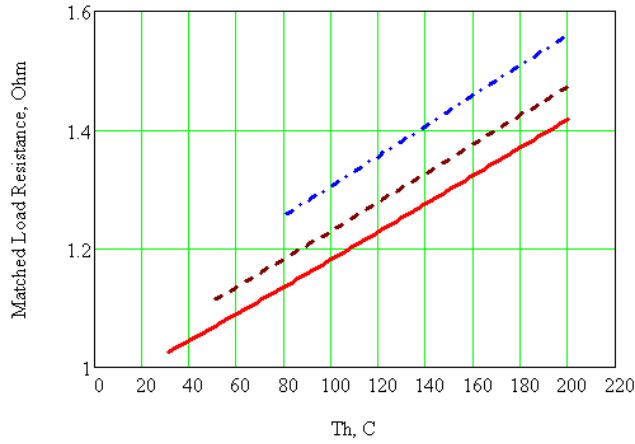
<i>Operation parameters</i>	<i>Unit</i>	<i>Value</i>
<b>Working temperature</b>	<b>°C</b>	<b>200</b>
<b>Max. processing temperature</b>	<b>°C</b>	<b>220</b>

<i>Additional options</i>	<i>Notations</i>
<b>Height tolerance up to, mm</b>	<b><math>\pm 0,015</math></b>
<b>Flatness up to, mm;</b>	<b>0,01</b>
<b>Parallelism up to, mm;</b>	<b>0,01</b>
<b>Sealants: epoxy, urethane</b>	<b>E, U</b>
<b>Type and length of lead wires</b>	<b>Up to customer's requirements</b>
<b>Assembling into arrays</b>	<b>Up to customer's requirements</b>



Please refer to our standard assembling recommendations at our [site](#)

**SPECIFICATION OF GENERATING THERMOELECTRIC MODULES TGM-127-1.4-1.2**



- Tc=30°C
- - - Tc=50°C
- · - · Tc=80°C