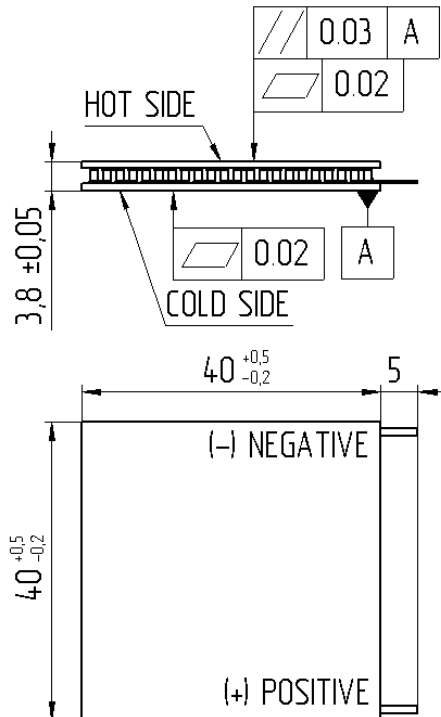
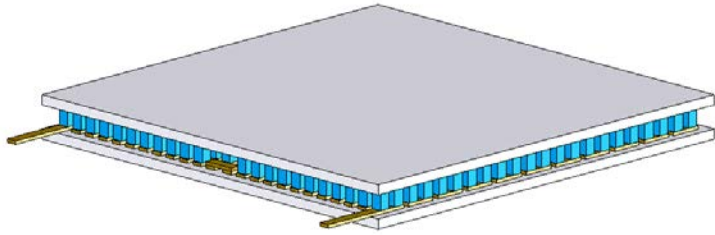


SPECIFICATION OF GENERATING THERMOELECTRIC MODULES TGM-254-1.0-1.5


Thermoelectric parameters	Unit	Value
Output power, P* (at $T_h=200^\circ\text{C}$, $T_c=30^\circ\text{C}$)	W	6,6
I_{load}^*	A	0,98
U_{load}^*	V	6,8
R_{ac} (at 200°C), $\pm 10\%$	Ohm	6,9
R_t	K/W	1,56

* for $R_{load}=R_{ac}$

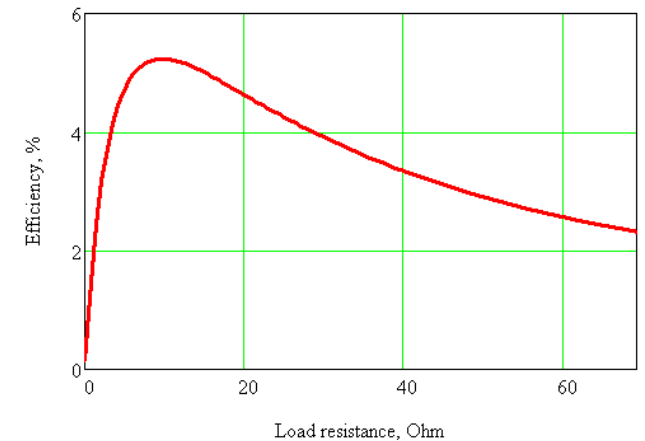
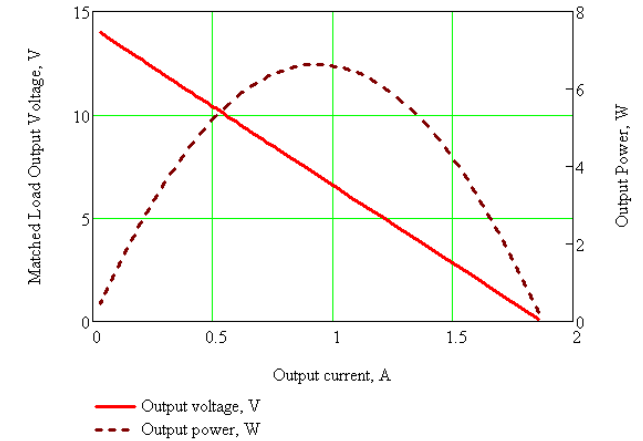
R_{ac} – internal TGM resistance at working temperature;

R_{load} – load resistance;

R_t – heat resistance.

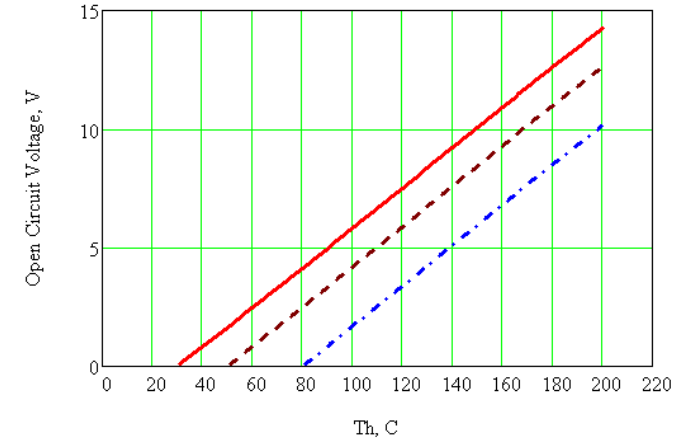
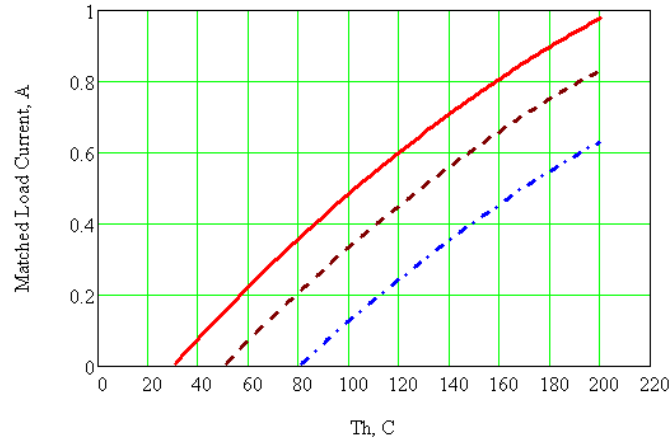
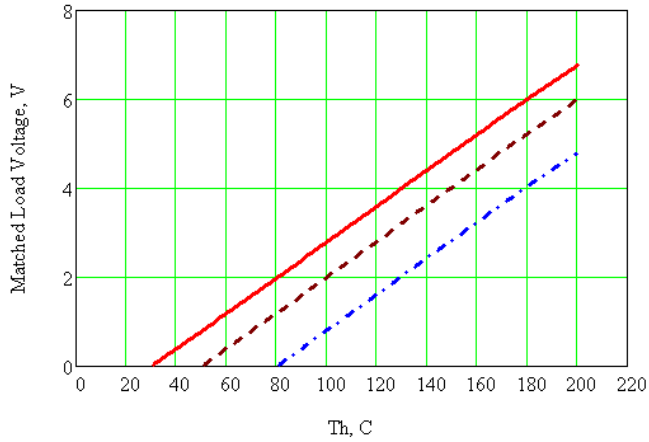
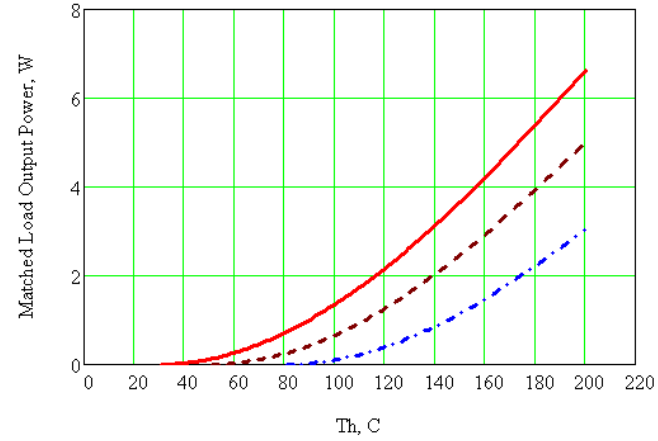
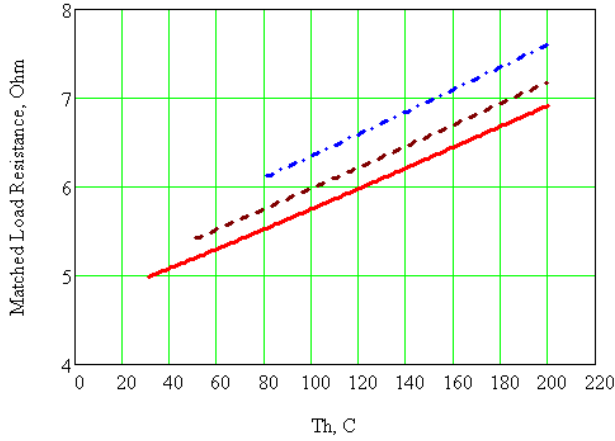
Operation parameters	Unit	Value
Working temperature	$^\circ\text{C}$	200
Max. processing temperature	$^\circ\text{C}$	220

Additional options	Notations
Height tolerance up to, mm	$\pm 0,015$
Flatness up to, mm;	0,01
Parallelism up to, mm;	0,01
Sealants: epoxy, urethane	E, U
Type and length of lead wires	Up to customer's requirements
Assembling into arrays	Up to customer's requirements



Please refer to our standard assembling recommendations at our [site](#)

SPECIFICATION OF GENERATING THERMOELECTRIC MODULES TGM-254-1.0-1.5



- Tc=30°C
- - - Tc=50°C
- · · Tc=80°C